



**ធនាគារជាតិ នៃ កម្ពុជា**  
ប្រាក់រៀល. ស្ថិរភាព. អភិវឌ្ឍន៍.

---

November 2020

Implementation Guideline

# Bakong as a payment switch

---

A single QR Code for receiving payment from any mobile banking apps

Written by

**Leng Sereywath**

National Bank of Cambodia

---

Mode

Merchant - Presented

v 1.4

# of Content

---

<b>01</b>	<b>What is KHQR?</b> Introduction	1
<b>02</b>	<b>Benefits of KHQR</b> For both customers and merchants	2
<b>03</b>	<b>How it works</b> Detail about KHQR	3
<b>04</b>	<b>How to implement</b> implementation flow	4
<b>05</b>	<b>FAQs</b> Frequently asked questions	10

# What is KHQR?

---

the standardization of khqr code specification will help promote wider use of mobile retail payments in cambodia and provide consistent user experience for merchants and consumers. it can enable interoperability in the payment industry. a common qr code would facilitate payments among different schemes, e-wallets and banks and would encourage small merchants to adopt khqr code as payment method.

khqr is created for retail payment in cambodia and cross-border payment within asean countries. it only requires a single qr for receiving payment from any mobile apps including bakong app, making qr payment simple for both customers and merchants in cambodia. for more detail spec please refer to prakas khqr code specification in cambodia. this document will guide you through on how to implement khqr by using bakong payment network as payment switch.

# of KHQR

---

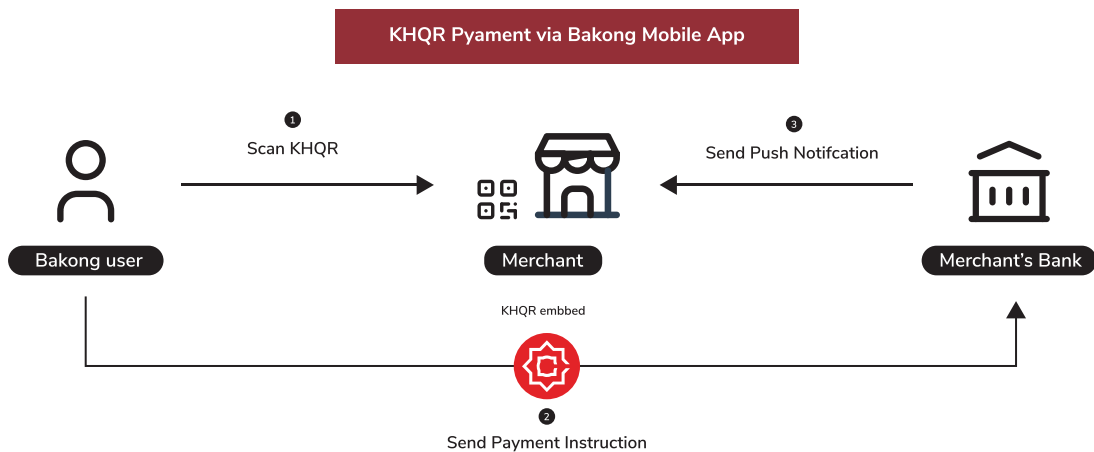
## For customers

- No more confusion with multiple QR codes stand when making payment. Simply look out for the KHQR label.
- Using your own favourite app including Bakong App to make payment anywhere that has a KHQR label.

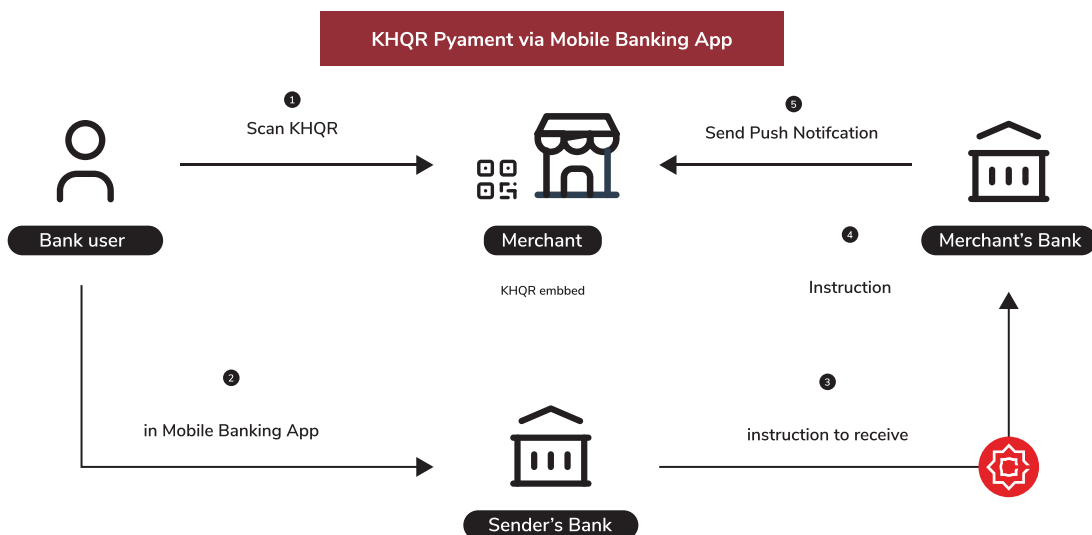
## For merchants

- Saving Space for your counter. Only need to display a single KHQR stand instead of multiple QR labels.
- Simple, fast, and secure payment solution.
- Can accept payment from anyone and any bank app. No need to sign bilateral contracts with many acquirers anymore.

# it works



1. **User scan KHQR via Bankong App**  
Bakong app reads the information of KHQR
2. **User Confirms Payment**  
Credit amount transfer to merchant's bank KHQR settlement account based QR information in step 1 and attach it as a payment instruction to merchant bank
3. **Process Payment**
  1. Recieve payment instruction
  2. Notify merchant of recieved payment then the bank may credit to their merchant account immediately or the next day by:
    - Debit bank suspend account - Credit merchant account



1. **Bank Customer Scans KHQR**  
Mobile banking app reads QR Code information
2. **Bank Customer Confirms Payment in Mobile Banking App**  
Attach payment instruction based on QR Code information read
3. **Sender Bank Forwards Payment Instruction**
  - Debit sender bank KHQR settlement account
  - Credit receiving bank KHQR settlement account
4. **Receive Payment Instruction**
  - Receive payment instruction from sender bank
  - Send payment instruction to the receiving bank
5. **Process Payment Instruction, Notify**
  - Debit bank suspend account
  - Credit merchant account

## to implement

---

Abbreviation	Full Form
CRC	Cyclic Redundancy Check
MCC	Merchant Category Codes

### Prerequisite

Must become a KHQR endorser

- KHQR endorser must have KHQR settlement account as Bakong desktop wallet where you can create via Bakong Desktop app.
- Update QR label by follow Prakas specification of KHQR as prepared and accepted by ABC as in Prakas in this document: KHQR for Payment in Cambodia
- Accept T&C to use Bakong as a payment switch for KHQR especially fee sharing which is stated in Bakong Rule & Procedure (BRP).
- Developers shall check and test if the acquirer system can generate QR Code compliant with KHQR Specification, or parse KHQR Code from Bakong App.

### How to generate KHQR Label

#### KHQR Tag 29

##### Solo merchant or Individual

This QR code can be generated via Bakong Mobile/Desktop app with Receive Function or by using Bakong page: [www.bakong.nbc.org.kh](http://www.bakong.nbc.org.kh) . FIs can also use the API as presented detail in this link: [KHQR API specification](#)

##### Static KHQR Example



QR Code with tag 29 as a solo merchant with static KHQR  
"00020101021129200016test\_bakong@devb520459995  
3031165802KH5917Lucky Supermarket6010Phnom  
Penh9917001316339210247786304102F"

## ■ QR Code Convention

Data Object	Input Characters	Meaning
Payload format indicator	"000201"	Version 1
Point of Initiation Method	"010211"	Unique QR Code is shown for each consumer or Static QR Code
CRC	"6304102F"	Checksum

## ■ Merchant Account Information

Data Object	Input Characters	Meaning
Gobally Unique Identifier	"2920"	
Gobally Unique Identifier	"0016test_bakong@devb"	Global Unique Identifier = test_bakong@devb is Bakong account (this must be a solo merchant/Individual Bakong account Id )

## ■ Additional Merchant Account Information

Data Object	Input Characters	Meaning
MCC	"52045999"	Miscellaneous and speciality retail outlets
Country Code	"5802KH"	Cambodia
Merchant Name	"5917Lucky Supermarket"	Lucky Supermarket
Merchant City	"6010Phnom Penh"	Phnom Penh
Timestamp	"991700131633921024778"	131633921024778 is timestamp in milisecond

## ■ Transaction Value

Data Object	Input Characters	Meaning
Transaction Amount		0 or Prompt for input
Transaction Currency	"5303116"	KHR

### \*\* Understanding the code

"5303116" divided into 3 parts "53", "03", "116" whereas

- First part (53) is the tag ID
- Second part (03) is the length of data of the third part (116 has 3 digits)
- Third part (116) is the data

## Dynamic KHQR Example



QR Code with tag 29 as a solo merchant with dynamic KHQR  
 “0020101021229200016test\_bakong@devb520459995303  
 116540410005802KH5917Lucky Supermarket6010Phnom  
 Penh9917001316339234555826304D1EB”

### QR Code Convention

Data Object	Input Characters	Meaning
Payload format indicator	“000201”	Version 1
Point of Initiation Method	“010212”	Dynamic QR Code
CRC	“6304D1EB”	Checksum

### Merchant Account Information

Data Object	Input Characters	Meaning
Gobally Unique Identifier	“2920”	
Gobally Unique Identifier	“0016test_bakong@devb”	Global Unique Identifier = test_bakong@devb is Bakong account (this must be a solo merchant/Individual Bakong account Id )

### Additional Merchant Account Information

Data Object	Input Characters	Meaning
MCC	“52045999”	Miscellaneous and speciality retail outlets
Country Code	“5802KH”	Cambodia
Merchant Name	“5917Lucky Supermarket”	Lucky Supermarket
Merchant City	“6010Phnom Penh”	Phnom Penh
Timestamp	“991700131633923455582”	131633923455582 is timestamp in milisecond

#### \*\* Note for checksum

In order to get the checksum value or CRC, get the value of the code except last 4 digits computed with CRC algorithm to get the 4 digits value.



■ Transaction Value

Data Object	Input Characters	Meaning
Transaction Amount	"54041000"	Amount 1000
Transaction Currency	"5303116"	KHR

## Remittance KHQR

This KHQR generates for remittance transaction, there is a **must** follow the KHQR specification. After owning the desktop account for example: "khqr@devb" (KHQR desktop account), the content of QR Code shall be generate similar to this:

### Static KHQR Example



QR Code with tag 29 as a remittance KHQR with static KHQR  
 "00020101021129410009khqr@devb01120000000010210  
 208Dev Bank5204599953031165802KH5910Jonh  
 Smith6010Phnom  
 Penh6215021185598765432991700131675223676621630  
 4F256"

■ QR Code Convention

Data Object	Input Characters	Meaning
Payload format indicator	"000201"	Version 1
Point of Initiation Method	"010211"	Static QR Code
CRC	"6304F256"	Checksum

■ Account Information

Data Object	Input Characters	Meaning
Gobally Unique Indentifer	"2946"	
Gobally Unique Indentifer	"0009khqr@devb"	Global Unique Identifier = khqr@devb is Bakong account. (this must be a FIs KHQR settlement account )
Account Information	"0112000000001021"	Account Info = 000000001021 is account number
Acquiring Bank	"0208Dev Bank"	Dev Bank

■ **Additional Account Information**

Data Object	Input Characters	Meaning
MCC	"52045999"	Miscellaneous and speciality retail outlets
Country Code	"5802KH"	Cambodia
Merchant Name	"5910Jonh Smith"	Jonh Smith
Merchant City	"6010Phnom Penh"	Phnom Penh
Timestamp	"991700131675223676621"	1675223676621 is timestamp in milisecond

■ **Transaction Value**

Data Object	Input Characters	Meaning
Transaction Amount		0 or Prompt for input
Transaction Currency	"5303116"	KHR

## KHQR Tag 30

This KHQR generates for corporate merchant, there is a **must** follow the KHQR specification. After owning the desktop account for example: "khqr@devb", the content of the QR Code shall be generate similar to this:

### Dynamic KHQR Example



QR Code with tag 30 as a corporate merchant with dynamic KHQR  
 "00020101021230380009khqr@devb01090133451680208  
 Dev Bank5204599953038405402105802KH5914Coffee  
 Khlaing6010Phnom Penh62260310NBC SenSok0708Number  
 29917001316752243198816304846A"

■ **QR Code Convention**

Data Object	Input Characters	Meaning
Payload format indicator	"000201"	Version 1
Point of Initiation Method	"010212"	Dynamic QR Code

CRC	"6304846A"	Checksum
-----	------------	----------

■ **Merchant Account Information**

Data Object	Input Characters	Meaning
Gobally Unique Indentifer	"3045"	
Gobally Unique Indentifer	"0009khqr@devb"	Global Unique Identifier = khqr@devb is Bakong account. (this must be a Fls KHQR settlement account )
Merchant ID	"0109013345168"	013345168 is merchant ID
Acquiring Bank	"0208Dev Bank"	Dev Bank

■ **Additional Merchant Account Information**

Data Object	Input Characters	Meaning
MCC	"52045999"	Miscellaneous and speciality retail outlets
Country Code	"5802KH"	Cambodia
Merchant Name	"5914Coffee Khlaing"	Coffee Khlaing
Merchant City	"6010Phnom Penh"	Phnom Penh
Timestamp	"991700131675224319881"	1675224319881 is timestamp in milisecond

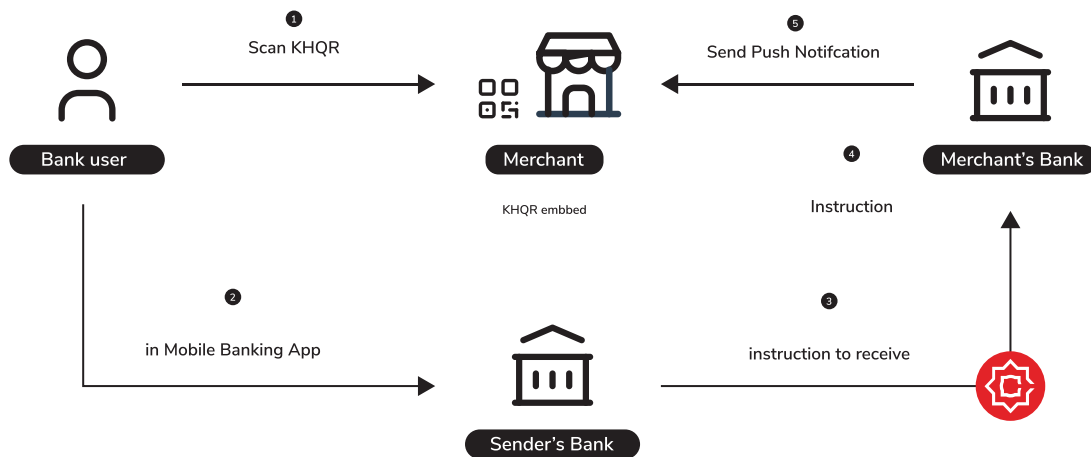
■ **Transaction Value**

Data Object	Input Characters	Meaning
Transaction Amount	"540410.0"	Amount 10.0
Transaction Currency	"5303840"	USD

■ **Additional Data Field Template**

Data Object	Input Characters	Meaning
Additional Field Template	"6233"	
Store Label	"0310NBC SenSok"	NBC SenSok
Terminal Label	"0708Number 2"	Number 2 is terminal label

## What to do with FI's Mobile App?



- 1 **Bank Customer Scans KHQR**  
Mobile banking app reads QR Code information
- 2 **Bank Customer Confirms Payment in Mobile Banking App**  
Attach payment instruction based on QR Code information read
- 3 **Sender Bank Forwards Payment Instruction**
  - Debit sender bank KHQR settlement account
  - Credit receiving bank KHQR settlement account
- 4 **Receive Payment Instruction**
  - Receive payment instruction from sender bank
  - Send payment instruction to the receiving bank
- 5 **Process Payment Instruction, Notify**
  - Debit bank suspend account
  - Credit merchant account

### KHQR Embed Data (Tag)

Tag ID	Sub tag ID	Name	Example
30	00	Unique ID of payment	merchant@BankA
	01	Merchant ID	000340241
	02	Acquiring Bank	BankA
52		Merchant Category Code	5999
53		Transaction CCY code	999
58		CCY code	KH
59		Merchant Name	Sosoro
60		Merchant City	Phnom Penh
62		Additional Data Field	
	01	Bill Number	0978773121
	02	Mobile Number	093524545
	03	Store Label	T000001
	07	Terminal Number	T000001

## asked questions (FAQs)

---

### 1. If my bank wants to know more or inquire about KHQR, who should I talk to?

KHQR team of Association of Bank in Cambodia

### 2. If my bank wants to know more or inquire about How To Implement KHQR By Using Bakong As a Payment Switch, who should I talk to?

Bakong team of National Bank of Cambodia

### 3. How to identify remittance KHQR?

Remittance KHQR is the QR that contain information as below:

- Use tag 29.
- Global Unique Identifier in tag 00 is desktop wallet.
- Has customer account information in sub tag 01 (account number or phone number).

### 4. How to identify solo merchant/individual KHQR?

Solo merchant/Individual KHQR is the QR that contain information as below:

- Use tag 29.
- Global Unique Identifier in tag 00 is customer Bakong account Id.
- No customer information in sub tag 01.

### 5. How to identify corporate merchant KHQR?

Corporate merchant KHQR is the QR that contain information as below:

- Use tag 30.
- Global Unique Identifier in tag 00 is desktop wallet.
- Has merchant information in sub tag 01 (merchant id or merchant account number).



**End of Document**

©2020 National Bank of Cambodia